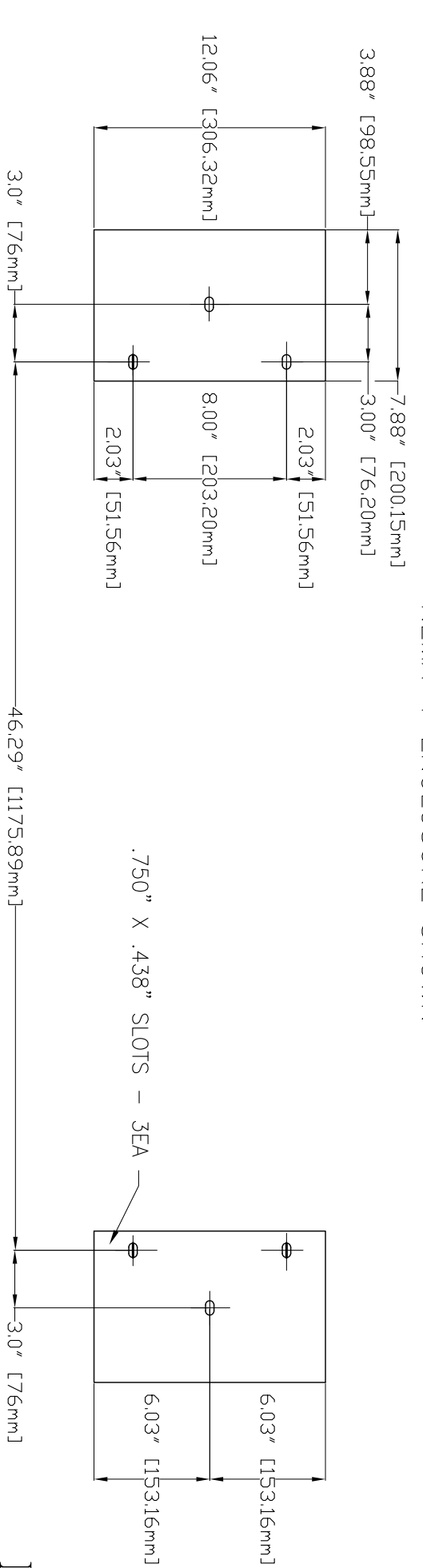
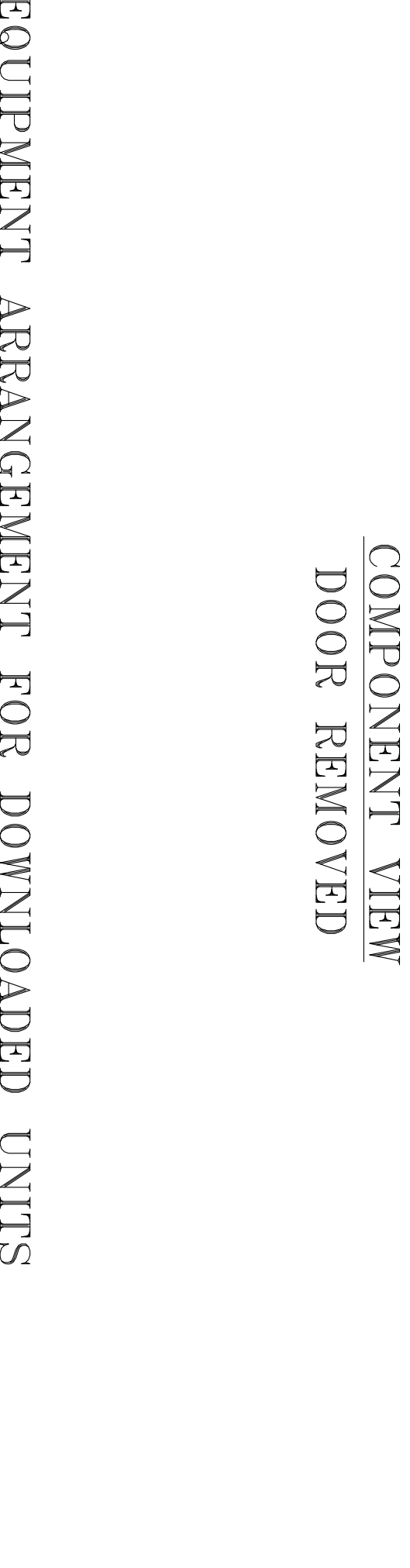


LEFT VIEW

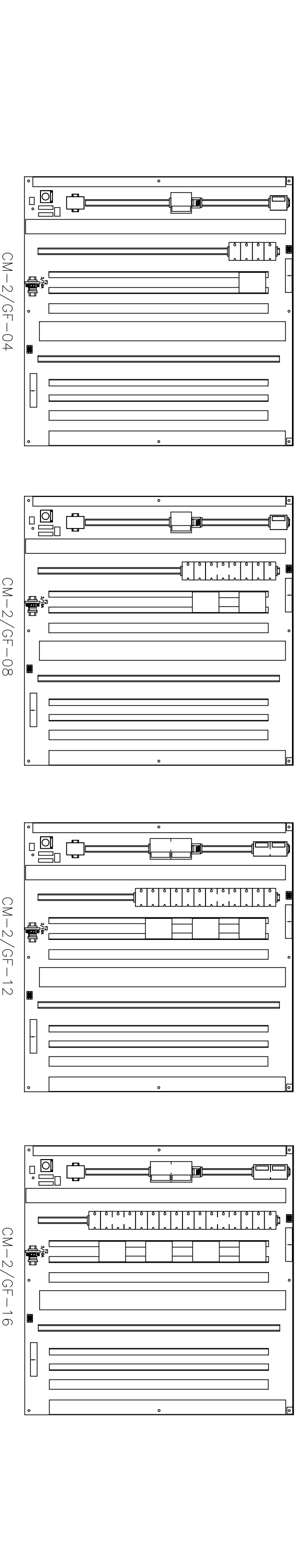


FRONT VIEW



EQUIPMENT ARRANGEMENT FOR DOWNLOADED UNITS

SHOP NOTE: INSTALL SUFFICIENT MOUNTING RAIL FOR 40 CHANNELS



COMPONENT VIEW

DOOR REMOVED

- NOTES:**
1. SECURE INSTRUCTION MANUAL, ITEM 39, INSIDE ENCLOSURE WITH A SET OF DRAWINGS.
 2. REFERENCE DRAWINGS: G00447 FACTORY WIRING G00460 FIELD WIRING GA1924 DOOR MACHINING (NEMA 12, 4, 4X) GA1924 DOOR MACHINING (NEMA 12, 4, 4X) STYLE THAN SHOWN ON THIS DRAWING.
- SHOP NOTES:**
1. SHOP TO USE ITEMS 109 AND 110 TO MANUFACTURE ENCLOSURE DOOR GROUND STRAP.

NO RELEASE FOR MANUFACTURING	DATE	05/20/08
REVISION	DATE	
CAT No. CM2GF04D	CLASS: 319	REF: G00447
ASSEMBLY	DATE	05/20/08
CR. MANAGEMENT SYSTEM W/GND. FAULT	APP'D: DM8	05/20/08
40 CIRCUIT 480VAC MAX. NEMA 12, 4, 4X	DOC#: G00446	
CONFIDENTIAL PROPERTY OF NELSON HEAT TRACING SYSTEMS	SC: NONE	D/I
PHONE: (918)922-5930	FAX: (918)922-9398	G00446

THIS UNIT HAS RS485 COMMUNICATIONS CAPABILITY.

COMPANY CONFIDENTIAL - INFORMATION CONTAINED HEREIN IS CONFIDENTIAL, IT IS THE PROPERTY OF NELSON HEAT TRACE. IT IS TO BE USED SOLELY FOR THE PURPOSES INTENDED AND IS NOT TO BE DISCLOSED TO OTHERS WITHOUT PRIOR WRITTEN CONSENT OF NELSON HEAT TRACE.