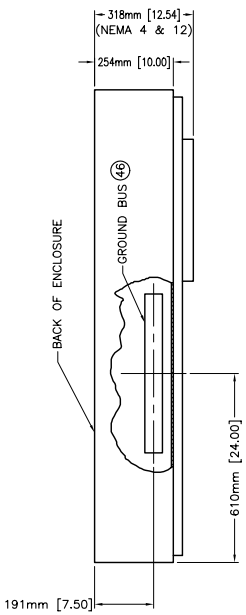

LEFT VIEW

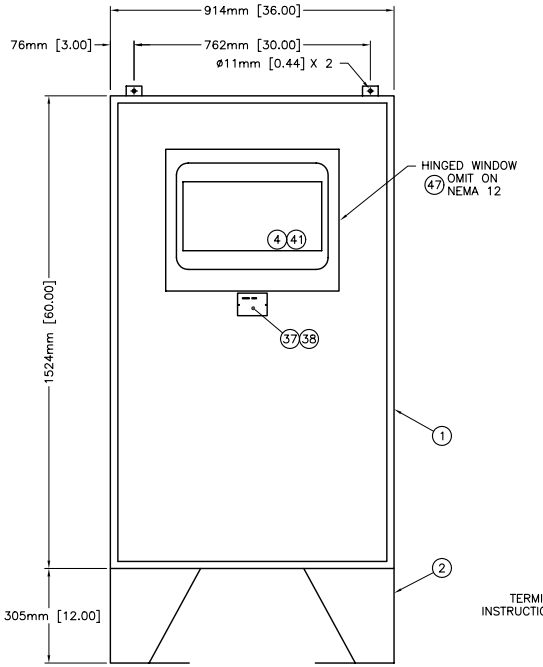

FRONT VIEW

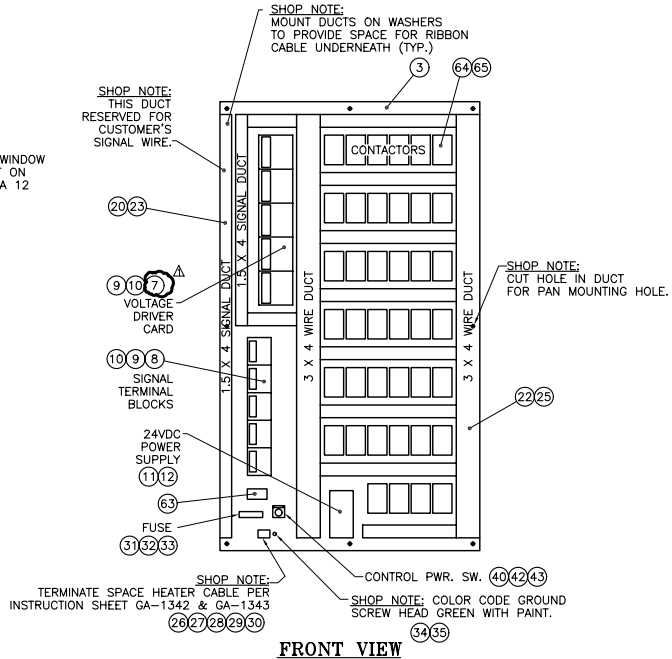

FRONT VIEW
DOOR REMOVED

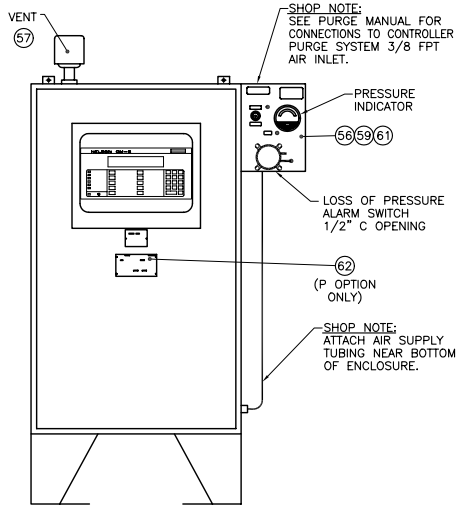

FORM P
TYPE Z PURGE SYSTEM
FRONT VIEW

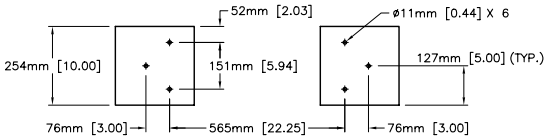

FOUNDATION

NOTES:
1. WIRE PER DRAWING GD-336.
2. SECURE INSTRUCTION MANUAL, ITEM 39, INSIDE ENCLOSURE.
3. FINISH: NEMA 12 LT.GRAY EPOXY FINISH SPEC.: F800.091B
4. REFERENCE DRAWINGS:
   GD-338 FACTORY WIRING
   GA-1773 OUTLINE
   GB-426 FIELD WIRING
   GD-347 PAN
   GA-1794 DOOR MACHINING (NEMA 12)
   GA-1795 DOOR MACHINING (NEMA 4)
   GA-1796 DOOR MACHINING (NEMA 4X)

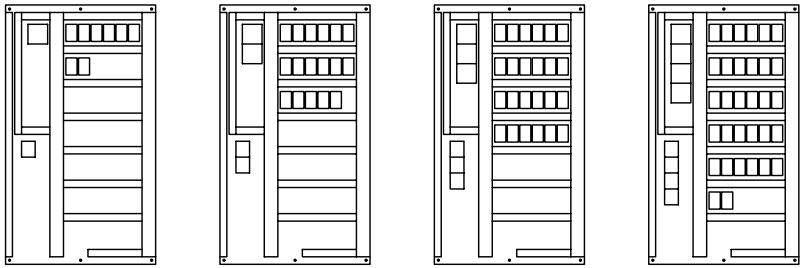

CM-2-08 CM-2-16 CM-2-24 CM-2-32

EQUIPMENT ARRANGEMENT FOR DOWNLOADED UNITS

SHOP NOTE: INSTALL SUFFICIENT MOUNTING RAIL FOR 40 CHS.

COMPANY CONFIDENTIAL-INFORMATION CONTAINED HEREIN IS CONFIDENTIAL, IT IS THE PROPERTY OF GENERAL SIGNAL CORPORATION, IT IS TO BE USED SOLELY FOR THE PURPOSE PROVIDED, AND IT IS NOT TO BE DISCLOSED TO OTHERS WITHOUT PRIOR WRITTEN CONSENT OF GENERAL SIGNAL CORPORATION.

DWG	01/13/00	REVISION	ASSEMBLY CIRCUIT MANAGEMENT SYSTEM 40 CIRCUIT
MANUFACTURER	PHM	R0 ISSUED	
ASSEMBLY	PHM	R1 WWW/JWB	
		DATE	2/13/96

REF: GD-338 DATE
DSGN: TKM 1/26/95
APPD: J.HALL 1/26/95
DOC#: GD0337
CAT. NO. CM-2-40-C CLASS 319
SC: 1/8"=1" D/L X

CONFIDENTIAL PROPERTY OF
NELSON HEAT TRACING SYSTEMS
TULSA, OK, USA
PHONE (918)627-5530 FAX (918)622-9308

GD-0337
R 1