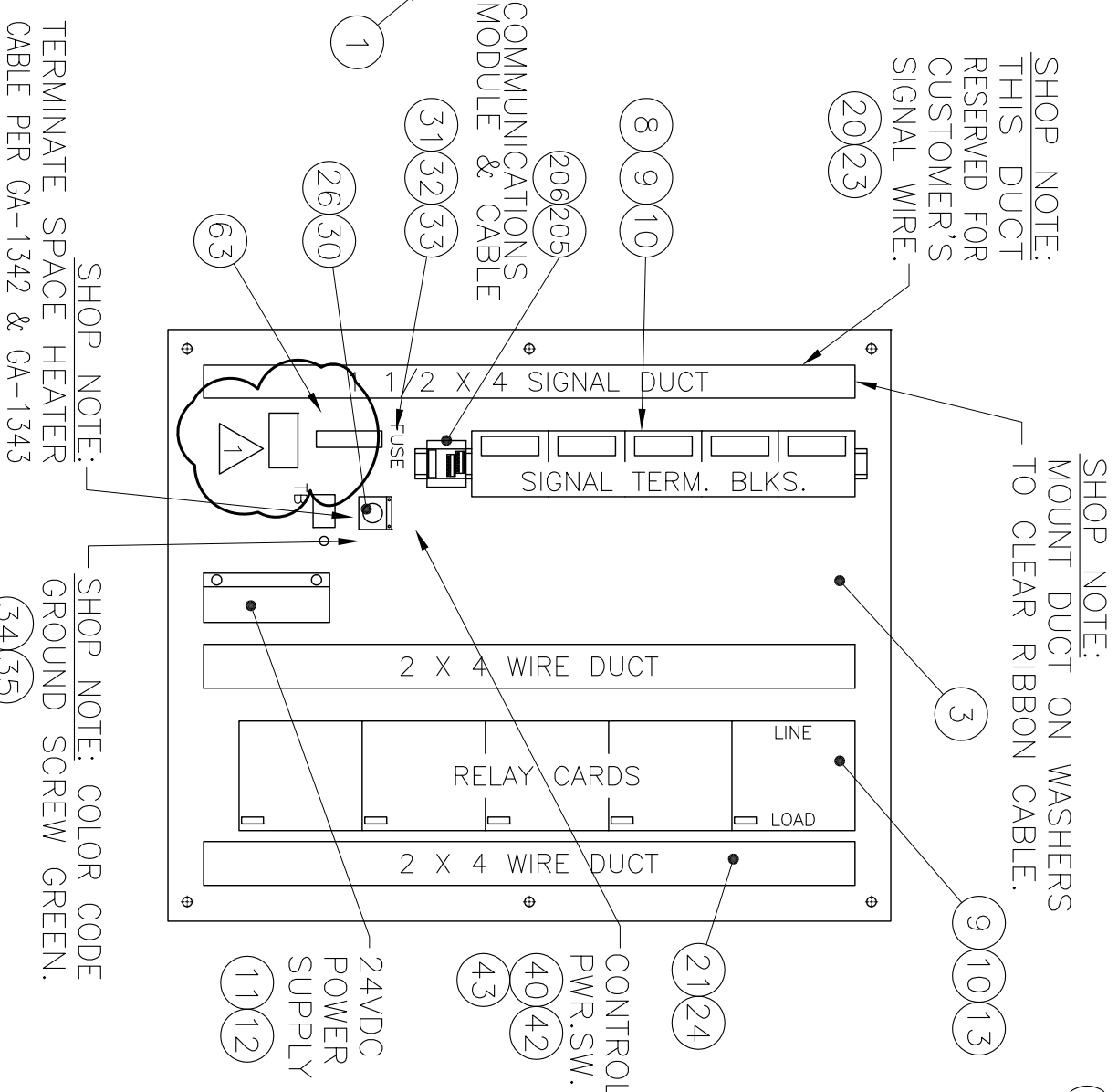
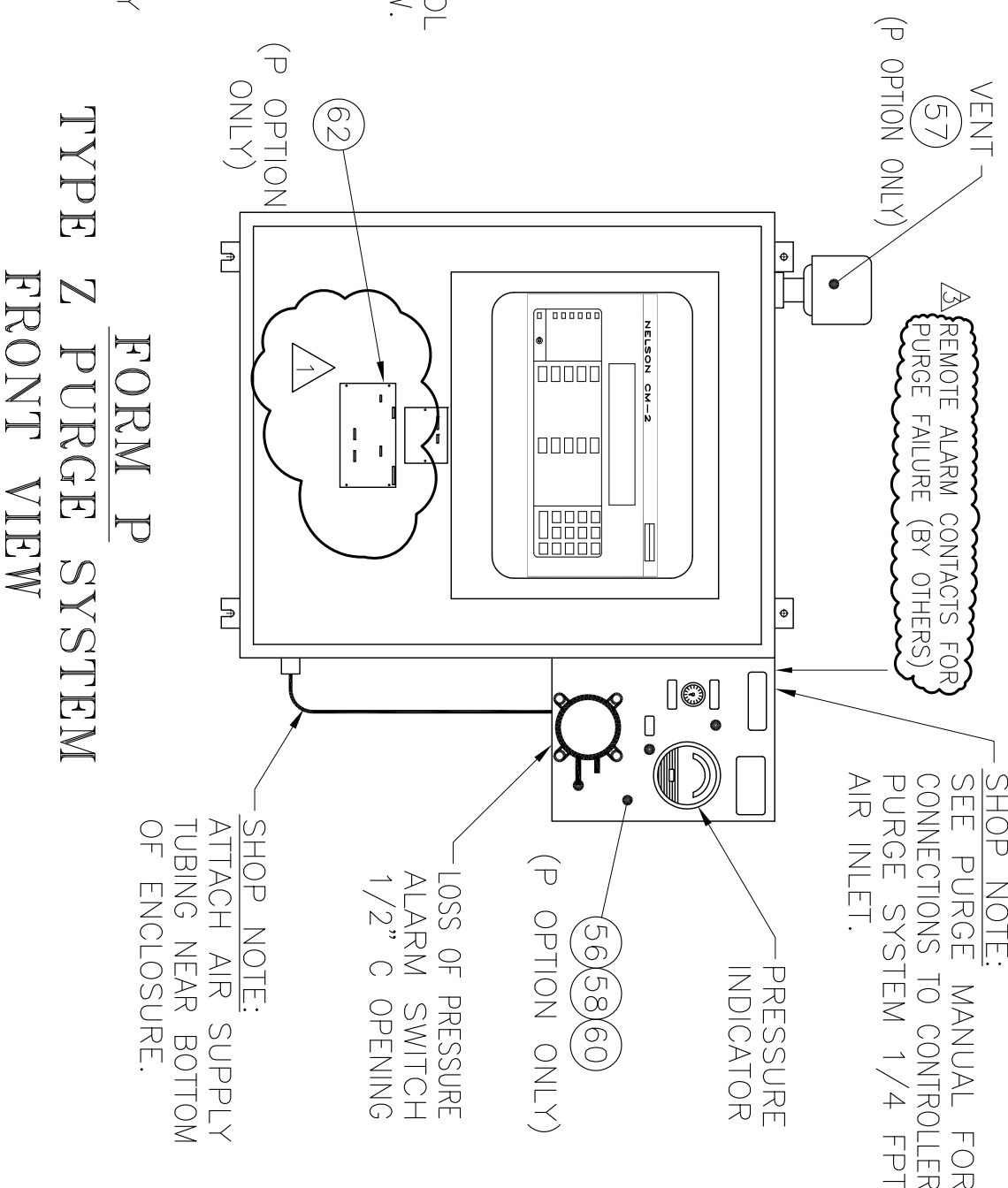


**LEFT VIEW**

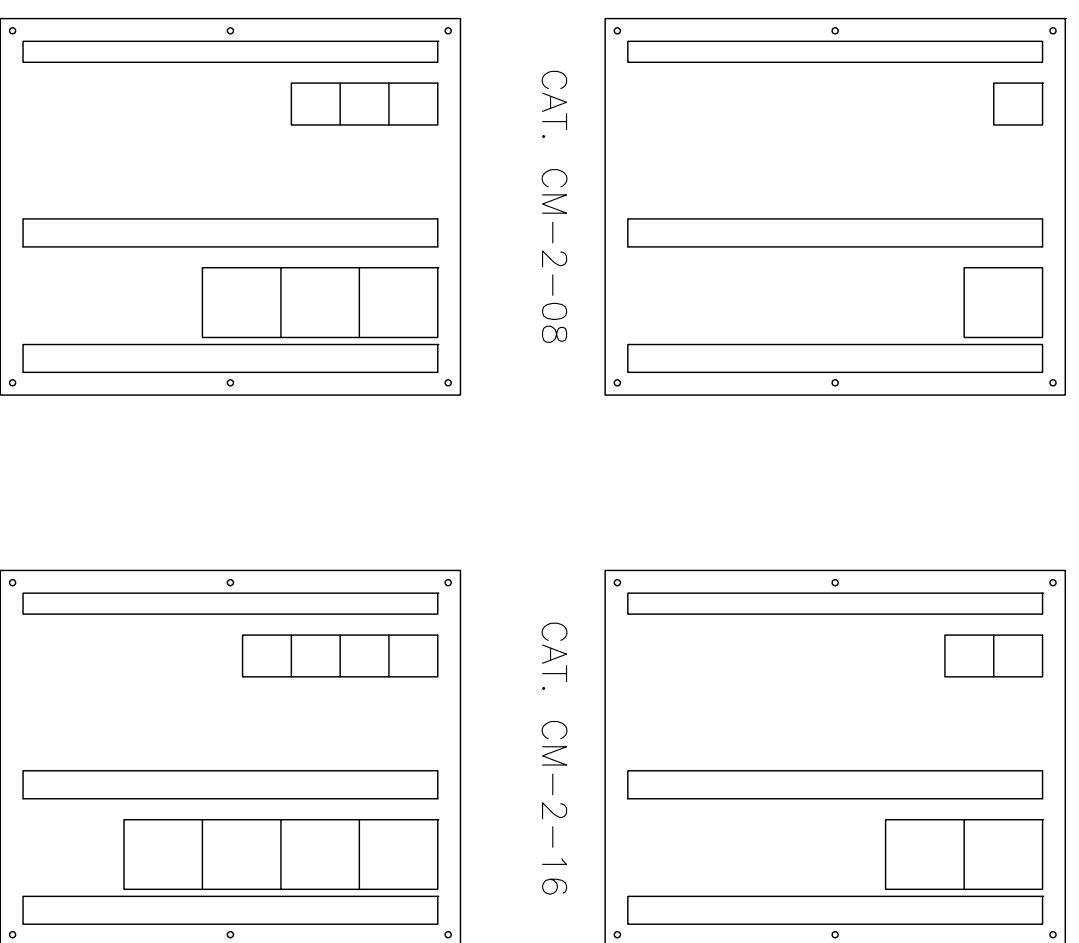
**FRONT VIEW**



**FRONT VIEW  
DOOR REMOVED**



**FORM P  
TYPE Z PURGE SYSTEM  
FRONT VIEW**

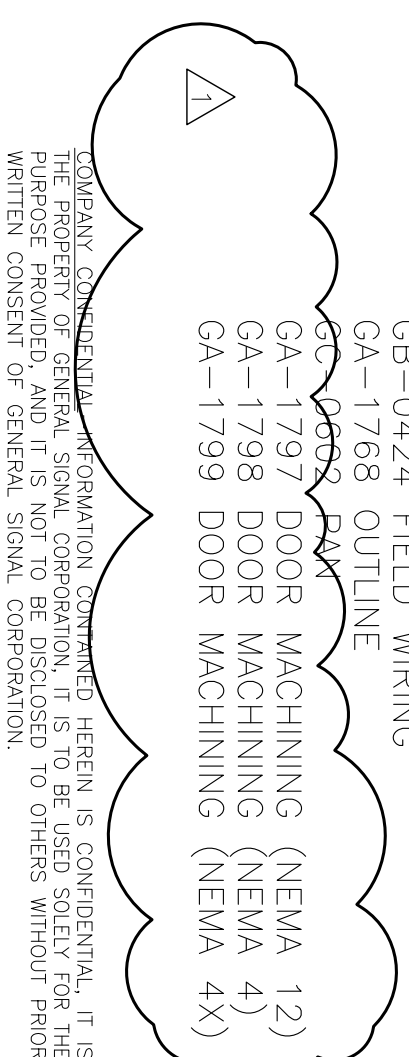


CAT. CM-2-24

CAT. CM-2-32

CAT. CM-2-08

CAT. CM-2-16



- NOTES:**
1. WIRE PER DRAWING: GD-0333.
  2. SECURE INSTRUCTION MANUAL, ITEM 39, INSIDE ENCLOSURE.
  3. REFERENCE DRAWINGS:  
GD-0333 FACTORY WIRING  
GB-0424 FIELD WIRING  
GA-1768 OUTLINE  
GC-0002 P&M
  4. FINISH: NEMA 12: LT.GRAY  
FINISH SPEC.: F800.091B

- GA-1797 DOOR MACHINING (NEMA 12)  
GA-1798 DOOR MACHINING (NEMA 4)  
GA-1799 DOOR MACHINING (NEMA 4X)

COMPANY CONFIDENTIAL INFORMATION CONTAINED HEREIN IS CONFIDENTIAL. IT IS THE PROPERTY OF GENERAL SIGNAL CORPORATION. IT IS TO BE USED SOLELY FOR THE PURPOSE PROVIDED, AND IT IS NOT TO BE DISCLOSED TO OTHERS WITHOUT PRIOR WRITTEN CONSENT OF GENERAL SIGNAL CORPORATION.

**EQUIPMENT ARRANGEMENT FOR DOWNLOADED UNITS**

SHOP NOTE: INSTALL SUFFICIENT MOUNTING RAIL FOR 40 CHS.

REVISION	DATE	RO DOB	R1 ADDED	REF. DWGS. & NAMEPLATES	R2 ADD NOTE	R3 ADD NOTE	DMB
	7/27/94						
	02/25/04						
	02/25/04						

ASSEMBLY	CLASS	DATE	REF: GD-0333
CIRCUIT MANAGEMENT SYSTEM	319	7/27/94	DATE
40 CIRCUIT			DSGN: TKM
			APPD: APK
			DOC#: GC-601 DWG
			SC: 1/8"=1" D/L

CONFIDENTIAL PROPERTY OF NELSON HEAT TRACING SYSTEMS	GC-0601
TULSA, OK, USA	R 3
PHONE (918)627-5530	
FAX (918)622-9308	