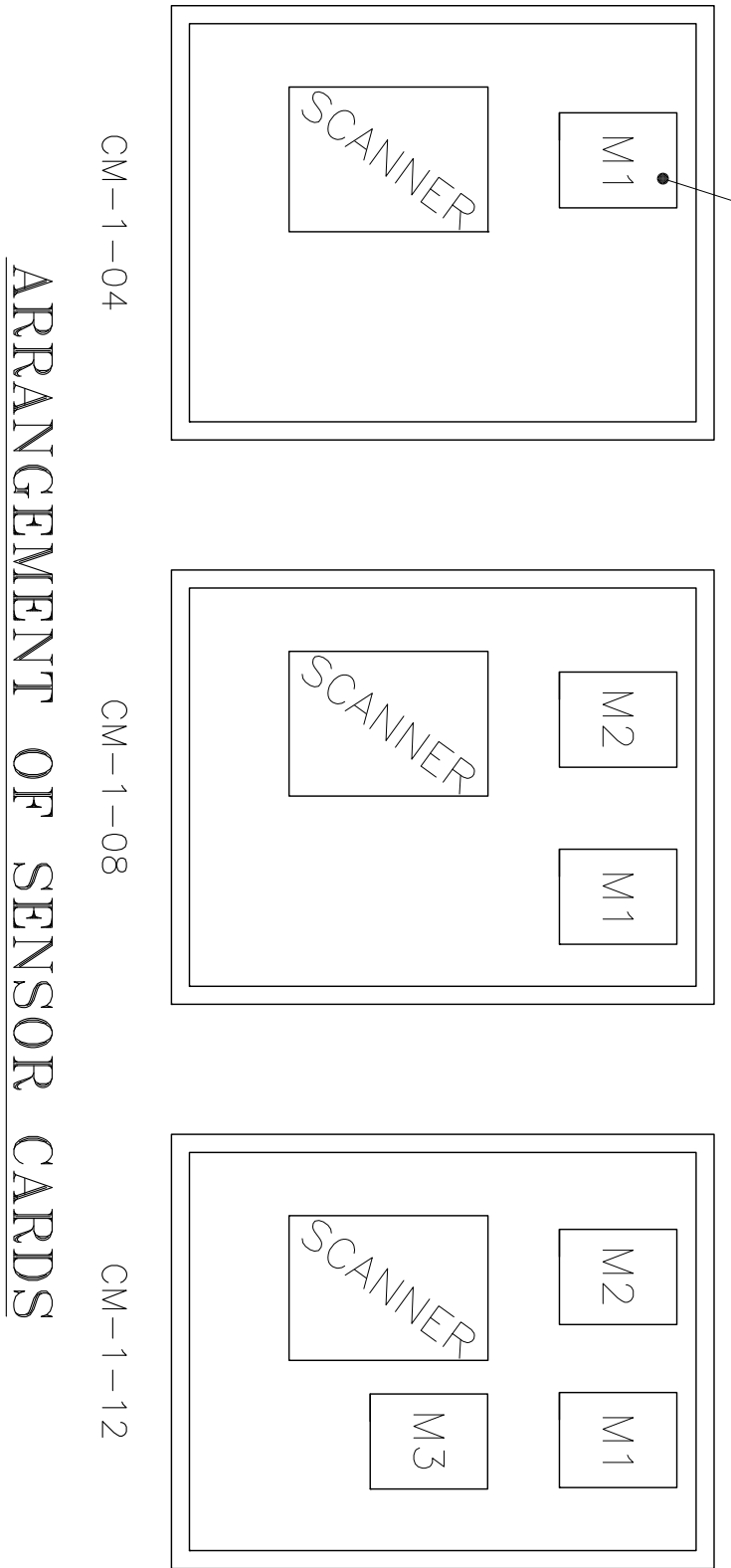


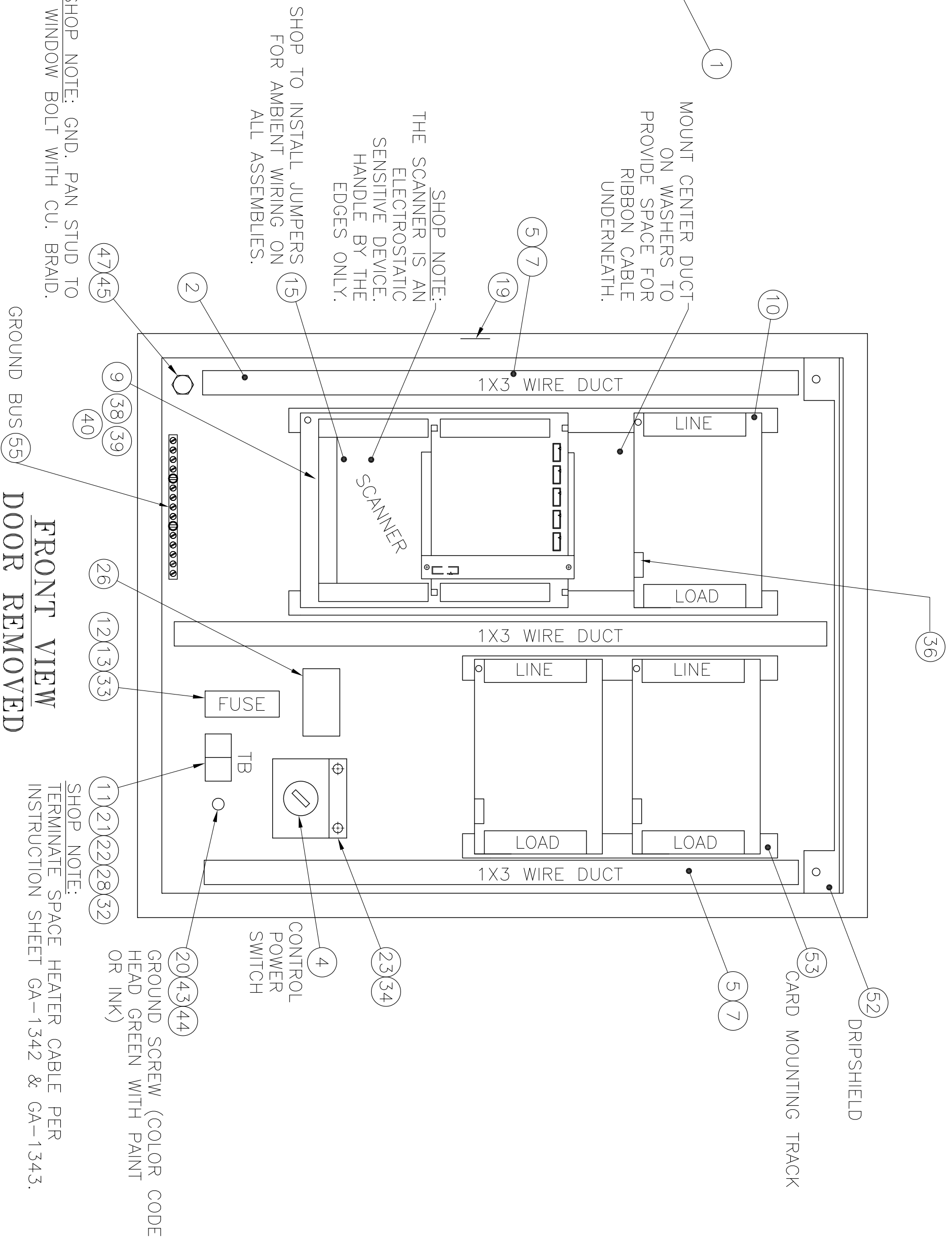
FRONT VIEW

SHOP NOTE: GND. PAN STUD TO DOOR WINDOW BOLT WITH CU. BRAID.

SHOP AND CUSTOMER NOTE:
THE SENSOR CARD ARRANGEMENT IS VERY IMPORTANT WHEN CONNECTING HEAT TRACE CIRCUITS. NOTE IT CAREFULLY!



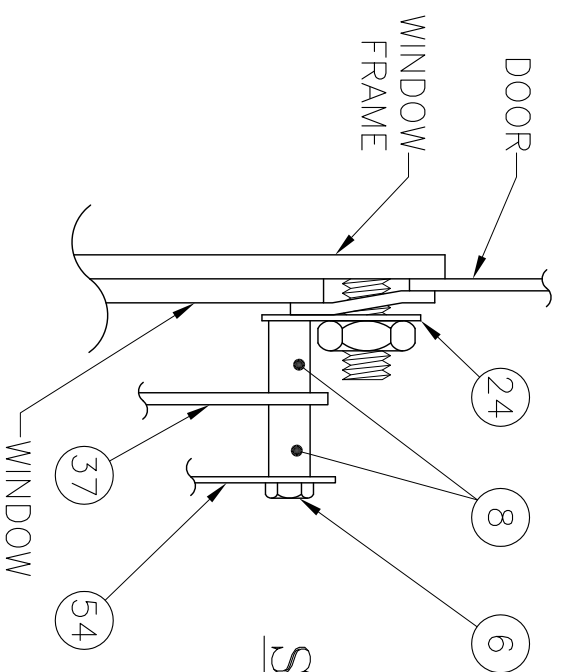
ARRANGEMENT OF SENSOR CARDS



FRONT VIEW DOOR REMOVED

SHOP NOTE:
TERMINATE SPACE HEATER CABLE PER INSTRUCTION SHEET GA-1342 & GA-1343.

- NOTES:
1. WIRE PER DRAWING FD-599.
 2. SECURE INSTRUCTION MANUAL, ITEM 41, INSIDE ENCLOSURE.



SECTION A-A

SCALE: FULL

REVISION	DATE	REVISION	DATE
R12 REDRAWN			
R13 ADDED SEL SWITCH TO DWG	9/20/95		
R14 ADDED CARD TRACK	10/27/99		
R15 ADDED DISPLAY CABLE PARTS	11/2/99		
R16 REMOVED NOTE 3	11/30/99		
R17 ADDED GROUND BUS	06/01/01		
R18 ADD REF. DWG & CHNG NAME	03/03/05		

DMB	
CONFIDENTIAL PROPERTY OF NELSON HEAT TRACING SYSTEMS	
ASSEMBLY CONTINUITY ALARM PANEL	
CLASS 319	
CAT. NO. CM-1-12	
DATE	
REF: FD0599	
DSGN: TKM	
APPD: JKH	
DOC#: FC-835.DWG	
SC: 1/4"=1" D/L	
FC-835	
R 18	

COMPANY CONFIDENTIAL INFORMATION CONTAINED HEREIN IS CONFIDENTIAL. IT IS THE PROPERTY OF NELSON HEAT TRACING SYSTEMS. IT IS TO BE USED SOLELY FOR THE PURPOSE PROVIDED, AND IS NOT TO BE DISCLOSED TO OTHERS WITHOUT PRIOR WRITTEN CONSENT OF NELSON HEAT TRACING SYSTEMS.